









iHF 3D

COM1 - anthracite
 EAN 4007841 066178
 Article number 066178



- 
intelligent high frequency sensor
160°
- 
3 zones scalable 3 x
1-5m, max. 7 m
- 2000 W

2000 W max. (LED-ready)
- 
IP54
- 
2 - 2000 lux
- 
5 sec - 60 min (via App)
- 
manual override 4h
- 
connectable via bluetooth
- 
Ideal 2 m
- Teach

Teach mode

Function description

Makes all the difference outside. Precisely where you want it to. iHF 3D motion detector, ideal for facades, carports, parking areas and patios. 160° iHF-sensor with 5 m reach, 3D aerial technology, identifies and distinguishes between moving objects, no inadvertent triggering any more by small animals, very low or high temperatures. Detects everything equally well whichever direction it is approached from. Easy to adjust and interconnect by app and Bluetooth.

Technical specifications

Dimensions (L x W x H)	120 x 117 x 120 mm	Mounting height max.	2,00 m
With motion detector	Yes	Optimum mounting height	1,8 m
Manufacturer's Warranty	5 years	HF-system	5,8 GHz
Settings via	Potentiometers, Bluetooth	Detection angle	160 °
With remote control	No	Angle of aperture	100 °
Version	COM1 - anthracite	Sneak-by guard	Yes
PU1, EAN	4007841066178	Capability of masking out individual segments	Yes
Type	Motion detectors	Electronic scalability	Yes
Application, place	Outdoors	Mechanical scalability	No
Application, room	outdoors, front door, all round the building, terrace / balcony, courtyard & driveway	Reach, radial	r = 5 m (35 m ²)
Colour	Anthracite	Reach, tangential	r = 5 m (35 m ²)
Colour, RAL	7016	Transmitter power	< 1 mW
Includes corner wall mount	No	Functions	Normal / test mode, Manual ON / ON-OFF
Installation site	wall	Twilight setting	2 – 2000 lx
Installation	Surface wiring, Wall	Time setting	5 s – 60 Min.

iHF 3D

COM1 - anthracite
EAN 4007841 066178
Article number 066178



Technical specifications

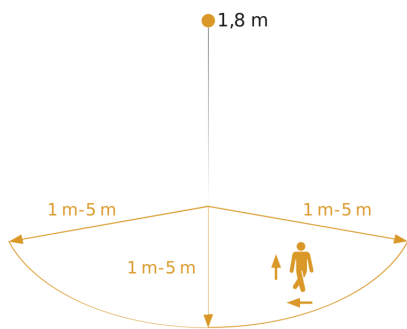
IP-rating	IP54
Ambient temperature	-20 – 50 °C
Material	Plastic
Mains power supply	220 – 240 V / 50 – 60 Hz
Switching output 1, resistive	2000 W
Technology, sensors	iHF (intelligent high-frequency technology), Light sensor
Mounting height	1,80 – 2,00 m

Basic light level function	No
Main light adjustable	No
Twilight setting TEACH	Yes
Constant-lighting control	No
Interconnection	Yes
Type of interconnection	Master/master
Interconnection via	Cable, Bluetooth

iHF 3D

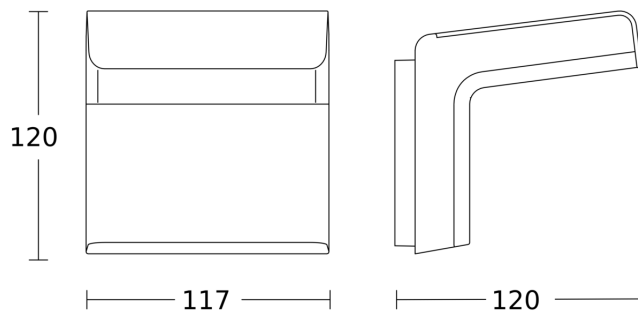
COM1 - anthracite
EAN 4007841 066178
Article number 066178

Detection Zone



Possible mounting height: 1,80 m - 2,00 m
Orange: radial and tangential
3 scalable axes

Dimension Drawing



Master circuit diagram

